

**A major purpose of the Technical Information Center is to provide the broadest dissemination possible of information contained in DOE's Research and Development Reports to business, industry, the academic community, and federal, state and local governments.**

**Although a small portion of this report is not reproducible, it is being made available to expedite the availability of information on the research discussed herein.**

**1**

NOTICE  
**PORTIONS OF THIS REPORT ARE ILLEGIBLE.**

It has been reproduced from the best available copy to permit the broadest possible availability.

Los Alamos National Laboratory is operated by the University of California for the United States Department of Energy under contract W-7405-ENG-36.

CONF-841117--15

TITLE: "LOW-ENERGY NUCLEAR REACTIONS WITH HYDROGEN ISOTOPES"

AUTHOR(S): Nelson Jarmie, and Ronald E. Brown

LA-UR--84-3349

DE85 002388

SUBMITTED TO: Conference on the Application of Accelerators in Research and Industry  
Denton, TX, November 12-14, 1984.

**DISCLAIMER**

This report was prepared as an account of work sponsored by an agency of the United States Government. Neither the United States Government nor any agency thereof, nor any of their employees, makes any warranty, express or implied, or assumes any legal liability or responsibility for the accuracy, completeness, or usefulness of any information, apparatus, product, or process disclosed, or represents that its use would not infringe privately owned rights. Reference herein to any specific commercial product, process, or service by trade name, trademark, manufacturer, or otherwise does not necessarily constitute or imply its endorsement, recommendation, or favoring by the United States Government or any agency thereof. The views and opinions of authors expressed herein do not necessarily state or reflect those of the United States Government or any agency thereof.

MASTER

By acceptance of this article, the publisher recognizes that the U.S. Government retains a nonexclusive, royalty-free license to publish or reproduce the published form of this contribution, or to allow others to do so, for U.S. Government purposes.

The Los Alamos National Laboratory requests that the publisher identify this article as work performed under the auspices of the U.S. Department of Energy.



**Los Alamos** Los Alamos National Laboratory  
Los Alamos, New Mexico 87545

*abu*

10/19/84

## LOW-ENERGY NUCLEAR REACTIONS WITH HYDROGEN ISOTOPES

Nelson Jarmie, and Ronald E. Brown

Los Alamos National Laboratory

Los Alamos, New Mexico 87545

### Abstract

Using the Los Alamos Low-Energy Fusion Cross-Section Facility (LEFCS), we have completed the study of the  $D(t,\alpha)n$  reaction from  $E_t = 12.5-117$  keV, and now have measured angular distributions of the reactions  $D(d,p)T$  and  $D(d,^3He)n$  from  $E_d = 20-117$  keV. The experimental equipment features a windowless cryogenic target, a precision beam-intensity calorimeter, a 10- to 120-keV accelerator producing negative tritium ions, an accurate target gas-flow and temperature system, and a tritium gas-handling system. Most of the quite anisotropic angular distributions of the  $D + D$  reactions have relative errors of about 1% and the integrated cross sections have absolute errors of about 1.3%. Astrophysical  $S$  functions extracted from the data and also from a least-squares fit of  $a + b \cos^2\theta$  to the data show a curious behavior with energy. The cross sections, which agree with previous but less accurate data, are compared with R-Matrix calculations. We also show preliminary results for alpha-particle spectra of the  $T(t,\alpha)nn$  reaction. A feature of this experiment is the flow through our windowless target of 1.5 standard liters of tritium gas per day.

## 1. Introduction

The Los Alamos program in Low-Energy Fusion Cross Sections (LEFCS) was begun several years ago to improve the accuracy of and clear up discrepancies [1] among measured cross sections for the basic fusion reactions  $D(t,\alpha)n$  and  $T(t,\alpha)nn$ . The D+D reactions  $D(d,^3\text{He})n$  and  $D(d,p)T$  have no major discrepancies, but have been studied as a check of our system and to improve the accuracy of the existing data. All of these reactions are of interest in the physics of few-body nuclear interactions and will be important in the design of the first magnetic- and inertial-confinement fusion reactors that will eventually provide sufficient energy for commercial use. These reactors are expected to operate in the temperature range  $kT = 1-30$  keV, which corresponds to laboratory bombarding energies having a large overlap with our experimental range of 10-120 keV.

Our  $D(t,\alpha)n$  experiment is now complete and published [2], and has produced absolute cross sections with 1.4% absolute error over most of the range of 8.3 to 78.1 keV equivalent deuteron bombarding energy. We have now completed data taking for the D+D channels and are in the process of performing the  $T(t,\alpha)nn$  experiment.

In this paper we will show samples of raw and analyzed angular distributions of the D+D data, the subsequent integrated cross sections, and a first look at the results of the  $T(t,\alpha)nn$  experiment.

The experiments are performed by accelerating negatively charged D or T ions through a windowless, cryogenically pumped, flowing gas target of  $D_2$  or  $T_2$  and into a beam calorimeter. The target density is measured and the calorimeter calibration is checked by using particle beams of several MeV energy from the Tandem Van de Graaff of the Los Alamos Ion Beam Facility. A

calibrated resistor stack is used to determine the LEFCS accelerator voltage and thus the beam energy to high precision.

## 2. Apparatus and Experimental Procedure

The experimental equipment and procedures are described in detail in Refs. 2-5, and only an overview and features new to the D+D and T+T experiments will be given here. Figure 1 shows a schematic diagram of the LEFCS system. The design of the experiment has been dominated by the need for accurate knowledge of the bombarding energy, detection of as low a counting rate as possible, and the elimination of as many sources of systematic error as possible. A cryogenic windowless gas target was chosen to avoid energy-loss uncertainty in entrance and exit foils. A temperature of the target chamber (10.5 K for deuterium and 11.2 K for tritium gas) just above the freezing point of the target gas gives the maximum target density compatible with an appropriate energy loss in the target. The resulting gas density is low, approximately  $10^{16}$  nuclei/cm<sup>3</sup>. The target gas, after leaving the target, is pumped (frozen) by nearby 4-K surfaces. Accurate control of the target density is maintained by precise control of the continuous flow of deuterium or tritium (at 5 standard cc/min) and of the temperature at the reaction volume. Alpha particles, protons, tritons, and <sup>3</sup>He particles from the various reactions come out of the cryogenic target region through thin exit foils and are detected by standard surface-barrier solid-state detectors. The product Gn of the geometry factor G and the target density n for deuterium is calibrated using a 10-MeV proton beam from the Van de Graaff; the necessary D(p,p)D accurate cross sections were measured by us in a separate experiment [2] using the Los Alamos precision 30-inch scattering chamber. The Gn product for a tritium gas target was found

by using a deuterium beam and normalizing to the  $D(t,\alpha)n$  cross section previously measured [2].

Because the low energy beam undergoes a large amount of charge exchange as it passes through the target, we measured the beam intensity with an accurate calorimeter [2,6], having an error of less than 0.5%. An extensive tritium handling system is necessary to be able to use and recover tritium in either the ion source or target. We used roughly one standard liter of tritium in a typical run day when using a tritium target. A negative ion beam was used to avoid unwanted molecular species, and to reduce problems associated with slit-edge scattering. We typically used a very stable beam of 1-5  $\mu A$  with 99.5% transmission through a 2.4-mm target aperture. The critical beam energy was determined primarily by measuring the accelerator high voltage with a precision resistor stack and then making various small corrections. The resistor stack calibration is traceable to the primary voltage standard at the National Bureau of Standards.

Of the many sources of error considered [2] the relative error of the  $D+D$  data is dominated by fluctuations in the target density, counting statistics, and the repeatability of the calorimeter measurement; the latter two error sources were important especially at low energies. The absolute scale error is largely due to the uncertainty of the  $D(p,p)D$  calibration cross section (1.2%).

The  $T+T$  experiment has the additional complication that there are 3 reaction products, resulting in the strength of the reaction being spread out in a spectrum of alpha energies. In this case neutron background contributes significantly to the relative error. The absolute error is largely due to the uncertainty of the  $T(d,\alpha)n$  calibration cross section (1.4%). We expect to obtain a total absolute error in the integrated cross section of 5% or better.

### 3. The $D(d, {}^3\text{He})n$ and $D(d, p)T$ Reactions

Figure 2 gives an example of the raw data for the D+D interaction. The proton peak is at an energy (about 4 MeV) near to that of the alpha particle of the  $D(t, \alpha)n$  reaction [2] and was easily measured accurately. The  ${}^3\text{He}$  and triton peak are at or below 1 MeV, and improvements decreasing the electronic noise and neutron background were made before satisfactory results were obtained. The beam stop and various slits were baked to drive off impacted tritium from early runs with a triton beam, eliminating background neutrons from the  $T(d, n)$  reaction. A software algorithm was introduced in our data acquisition program to eliminate multiple noise events caused by occasional sparking in our accelerator.

The angular distributions at 110 keV bombarding energy are shown in figure 3. These and the following results are preliminary, waiting for small final corrections. Unlike the  $D(t, \alpha)n$  reaction there is a remarkable anisotropy, largest in the neutron branch. We made measurements at 11 bombarding energies from 20-117 keV. Most of the angular distributions have relative errors on the order of 1%, and the resulting integrated cross sections have absolute errors of about 1.5%. The  $D(d, {}^3\text{He})n$  integrated cross-section excitation function is shown in figure 4 on a semi-log plot. Seen is the familiar sharp rise due to the coulomb-barrier penetration; but because of this rise it is not very informative to compare our data with other work on such a plot. We prefer instead to present the data as the astrophysical S function [2] which is universally used in the field of nuclear astrophysics and factors out in the incident channel the the energy dependence of the Coulomb barrier and the wavelength of the bombarding particle, leaving in the S function the more

specific nuclear effects:  $S = 0.5 E_d \sigma \exp(44.402 E^{-1/2})$ . Here  $E_d$  is given in keV,  $\sigma$  in b, and  $S$  in keV b.

Thus, figure 5 presents  $S(E)$  for our data. Relative errors are shown. The straight lines are least-squares fits to the data. The  $E=0$  intercepts are  $S(0)=53.6$  (n<sup>3</sup>He) and  $S(0)=55.7$  (pt) keV b. Shown in figure 6 are our  $S$ -function values compared with a representative selection of data from a number of absolute measurements [7] performed in the period from 1948-1960. As mentioned in the introduction, no discrepancy is resolved, but the accuracy of  $D(d, ^3\text{He})n$  and  $D(d,p)T$  cross sections in this energy region has been greatly improved.

Returning to the angular distribution data, we have made a least squares fit using our data to the form  $\sigma = a + b \cos^2\theta$ . The  $S$  and  $P$ -wave contributions are represented by  $a$  and  $b$  respectively. Given in figure 7 are the  $S$ - and  $P$ -wave  $S$  functions for the two channels. The strength of a  $P$ -wave interaction at this low energy is understandable when one notes that this region of excitation in the compound system ( $E_x = 24$  MeV in <sup>4</sup>He), is dominated by negative parity levels helping the  $P$ -wave compete in spite of the suppression by the angular momentum barrier. Less well understood are the relative intensities of  $S_b$  for the n<sup>3</sup>He and pt channels, and the markedly different slopes of  $S_a$  for the two channels. The anisotropy coefficients  $A = b/a$  of our data agree well with those of Theus, McGarry, and Beach whose definitive study [8] of the relative angular distributions of the  $D+D$  reaction channels ranges from 20 to 350 keV.



#### 4. The T(t,α)nn Reaction

Several factors make the T+T experiment considerably more difficult. As mentioned earlier the 3-body alpha particle spectrum makes the neutron background a much more significant source of error. The work done in reducing these effects in the D+D experiment greatly helped. A sample of the raw data spectrum for the sum of four 100-minute runs is shown in figure 8. The large peak in channel 200 (about 4 MeV) are alpha particles from the D(t,α)n reaction, the deuterium being a 0.5% contaminant in the target gas. In the region of channel 20 to 50, noise and neutron background become important.

After suitable subtractions, what is left is an expected [9] double-humped alpha particle spectrum of the T(t,α)nn reaction. Integration over alpha energy and angle (assuming isotropy in the center-of-mass system) gives results shown in figure 9 in which are plotted the energy dependence of the S function from the preliminary data taken to date at  $E_t = 117, 105, 90,$  and  $75$  keV. Our data are shown with 5% error bars. One sees the improvement over previous data [10-12]. Note that the S function is flat (or very nearly so) with energy while in the D+D case it falls with decreasing energy. How low we will be able to go in energy depends on how rapidly the neutron flux and cross section fall off. We hope to reach 30-40 keV.

#### 5. Future Plans

After finishing the D+D and T+T experiments we hope to attempt a study of the low-intensity, but energetic, gamma rays produced in some of the pertinent few-body reactions as diagnostics of plasma conditions. A measurement of the

${}^3\text{He}(d,p){}^4\text{He}$  reaction would be of interest and may be possible at the highest energies we can obtain, 100 to 117 keV.

### 6. Acknowledgements

Many people have contributed to the development of the LEFCS facility. R. Martinez has been especially valuable for his continuing construction, assembly, and maintenance since the project's inception. R.A. Hardekopf, G.G. Ohlsen, and F.D. Correll made major contributions during the early stages of this work. J.C. Gursky's skill in fabricating the thin exit foils is greatly appreciated. R. Maltrud has been invaluable in obtaining and advising us about the target tritium gas. We thank G.M. Hale and D.C. Dodder for discussions and for their help with their R-matrix code EDA. M.S. Peacock furnished her usual expert assistance during the computational phases. The cooperation of the staff at the Los Alamos Ion Beam Facility has contributed greatly to the success of this project.

This work was supported by the U.S. Department of Energy under Contract no. W7405 ENG-36.

References

- [1] N. Jarmie. Nucl. Sci. and Eng. 78, 404 (1981).
- [2] N. Jarmie, R.E. Brown, and R.A. Hardekopf, Phys. Rev. C 29, 2031 (1984).
- [3] R.E. Brown, N. Jarmie, and R. A. Hardekopf, in Conference on the Application of Accelerators in Research and Industry, Seventh Conference, North Texas State U., 1982, edited by J.L. Duggan and I.L. Morgan, IEEE Trans. Nucl. Sci. NS-30, No. 2, 1164 (1983)
- [4] N. Jarmie, R.E. Brown, and R.A. Hardekopf, in Nuclear Data for Science and Technology, International Conference, Antwerp, 1982, edited by K.H. Böckhoff (Reidel, Dordrecht, 1983), p. 318.
- [5] R.A. Hardekopf, R.E. Brown, F.D. Correll, N. Jarmie, and D.A. Clark, in Conference on the Application of Accelerators in Research and Industry, Sixth Conference, North Texas State U., 1980, edited by J.L. Duggan and I.L. Morgan, IEEE Trans. Nucl. Sci. NS-28, No. 2, 1339 (1981).
- [6] N. Jarmie, R.E. Brown, R.A. Hardekopf, and R. Martinez, in Conference on the Application of Accelerators in Research and Industry, Seventh Conference, North Texas State U., 1982, edited by J.L. Duggan and I.L. Morgan, IEEE Trans. Nucl. Sci. NS-30, No. 2 1508 (1983).
- [7] See references 35-45 contained in our reference [1].
- [8] R.B. Theus, W.I. McGarry, and L.A. Beach, Nucl. Phys. 80, 273 (1966).
- [9] N. Jarmie and R.C. Allen, Phys. Rev. 111, 1121 (1958); D.B. Smith, N.

Jarnie, and A.M. Lockett, Phys. Rev. 129, 785 (1963); S.J. Bame jr., and W.T. Leland, Phys. Rev. 106, 1257 (1957).

[10] A.M. Govorov et al., Sov. Phys. JETP 15, 266 (1962).

[11] H.M. Agnew et al., Phys. Rev. 84, 826 (1951).

[12] V.I. Serov, S.N. Abramovich, and L.A. Morkin, Sov. J. At. Energy, 42, 66 (1977); National Nuclear Data Center, Data Base CSISRS(EXFOR) #A0007, 770825; see also Yu. V. Strel'nikov, S.N. Abramovich, L.A. Morkin, and N.D. Yur'eva, "Excitation Function for the Reaction  ${}^3\text{H}(t, 2n){}^4\text{He}$  at  $0^\circ$  Angle and Energies of 40-200 keV," Bull. Acad. Sci. USSR Phys. Sci. (Izvestia), 35, 149 (1971).

[13] G.M. Hale, private communication; also G.M. Hale and D.C. Dodder, in Nuclear Cross Sections for Technology, edited by J.L. Fowler, C.H. Johnson, and C.D. Bowman (NBS, Wash. D.C. 1980), Special Publication 594, p. 650; and G.M. Hale, Los Alamos Nat. Lab. Memo T-2-L-3360, 1979 (unpublished).

[14] S.L. Greene, UCRL-70522, Lawrence Radiation Laboratory (May 1967).

Figure Captions

Fig. 1. Schematic diagram of the Los Alamos low-energy fusion cross section (LEFCS) facility.

Fig. 2. D+D raw data spectrum at 90 keV and  $45^\circ$ . In order of increasing channel (energy) the peaks are  $^3\text{He}$ , T, and P.

Fig. 3. Example of angular distributions for the D+D reactions at 110 keV bombarding energy. The dashed line and solid circles are for the  $n^3\text{He}$  channel, and the solid curve and crosses are for the pT channel. The curves are from our least squares fit to the data ( $a + b \cos^2\theta$ ). Note the suppressed zero.

Fig. 4. Excitation function for the  $\text{D}(d,^3\text{He})n$  reaction integrated cross section. The absolute error bars are smaller than the plotting symbol.

Fig. 5. Preliminary integrated D+D S Functions. Note the suppressed zero. Relative errors are shown. The curves are least-squares fits to a straight line.

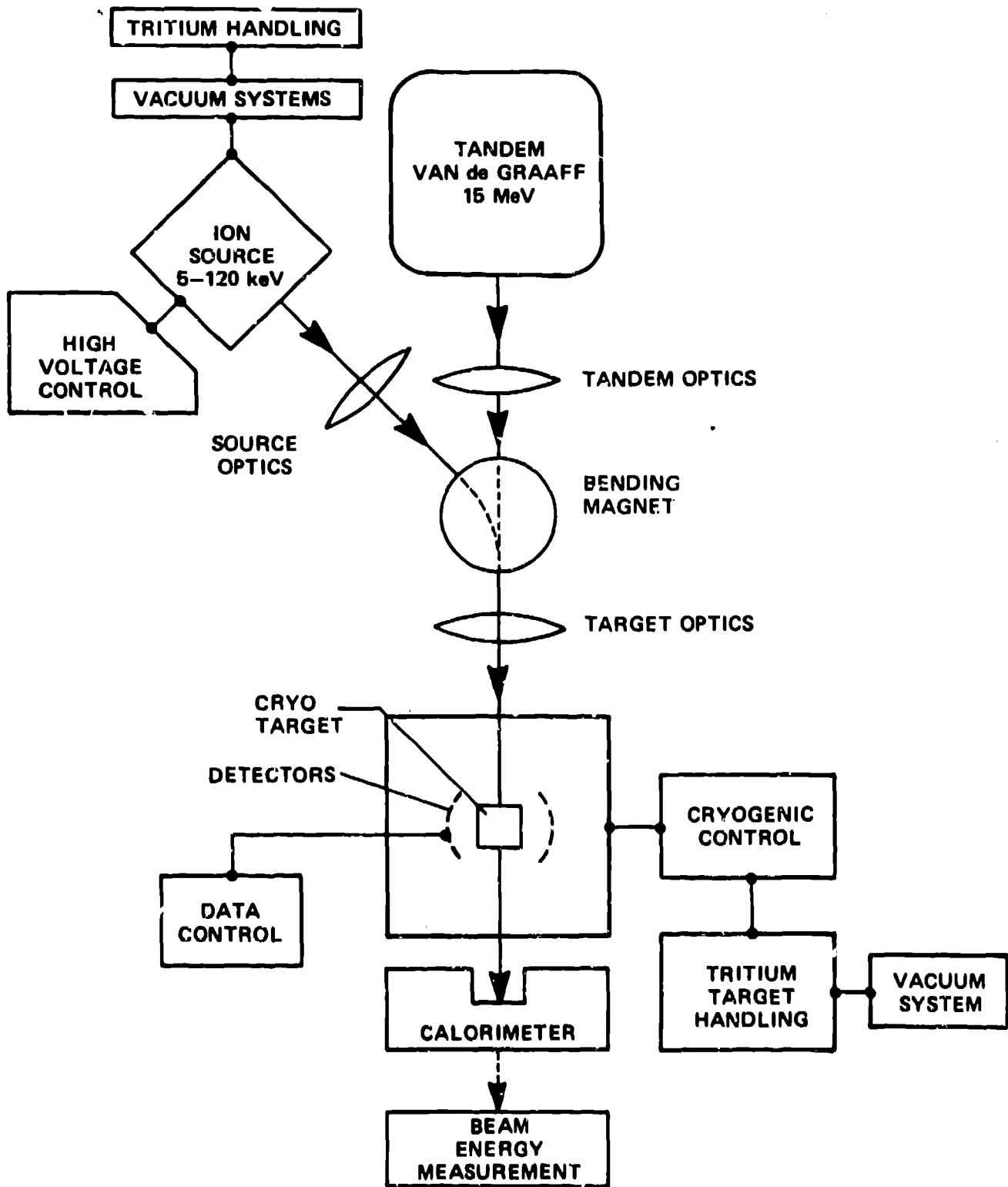
Fig. 6. The D+D S functions compared with those of other experiments. Absolute errors are shown. We have assigned 3% errors to our data (black circles) and expect in the final analysis that the errors will be smaller. Also shown are a representative selection of data from other experiments (Ref. 7).

Fig. 7. S functions for D+D P- and S-wave interactions for each channel,  $S_a$  and  $S_b$ . Note the suppressed zero for  $S_a$ . The curves are only eye guides.

Fig. 8.  $T(t, \alpha)nn$  reaction raw data for  $45^\circ$  lab angle and 113-keV bombarding

energy. Note the large peak of alpha particles from the 0.5% deuterium contaminant in the target gas.

Fig. 9. Integrated S functions for the  $T(t,\alpha)nn$  reaction. Our preliminary data are the black circles with 5% absolute errors. Also shown are the data of Govorov et al. (triangles) Ref 10; Agnew et al. (crosses) Ref. 11; and Serov et al. (squares) Ref.12. The solid curve is an R-Matrix prediction of Hale, Ref. 13, and the dashed curve is from the compilation of Greene, Ref. 14.



**LOW ENERGY CROSS SECTION EXPERIMENT**

RUN 343 3/ 2/83 12:30  
AREA 33 75X

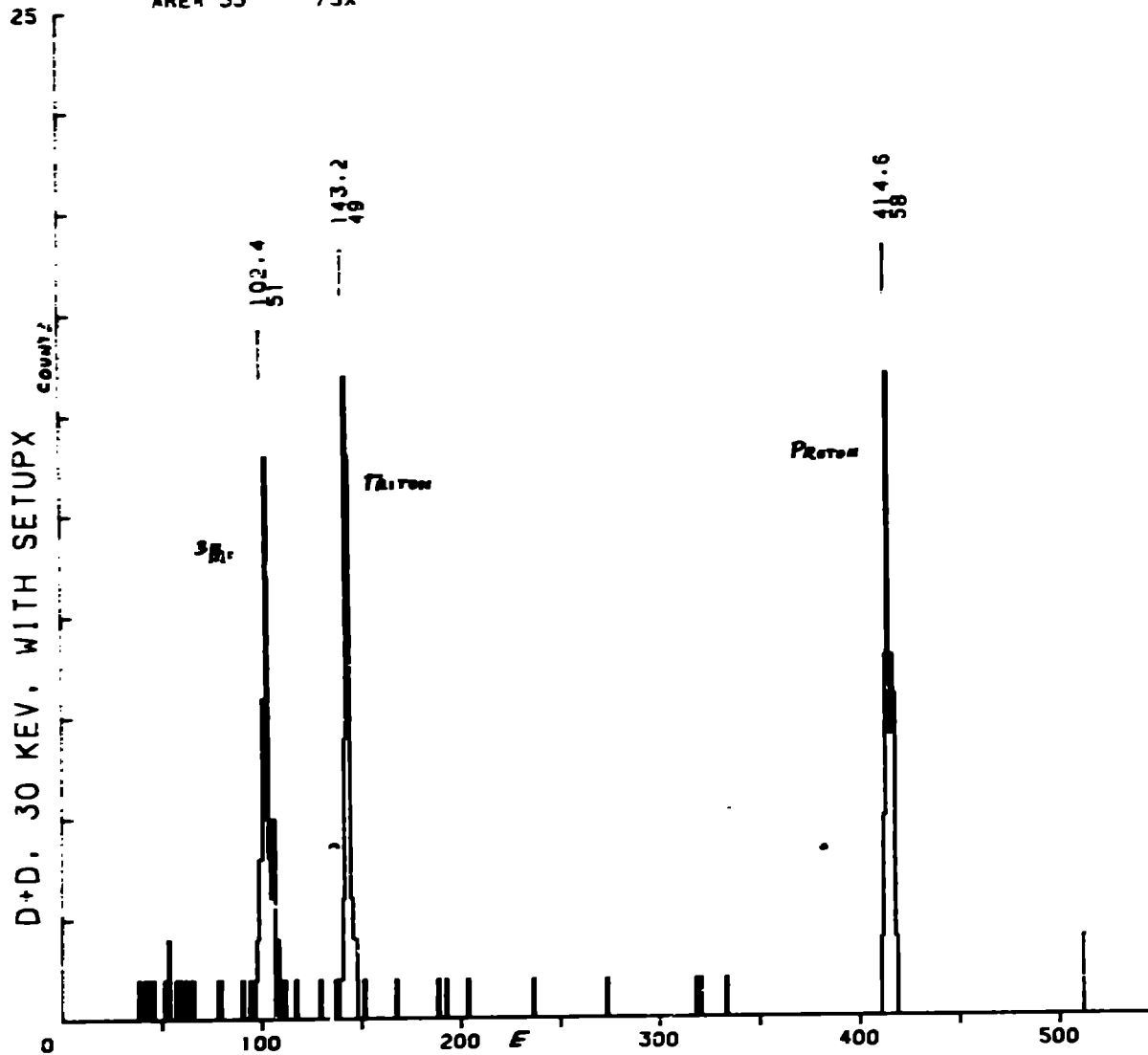
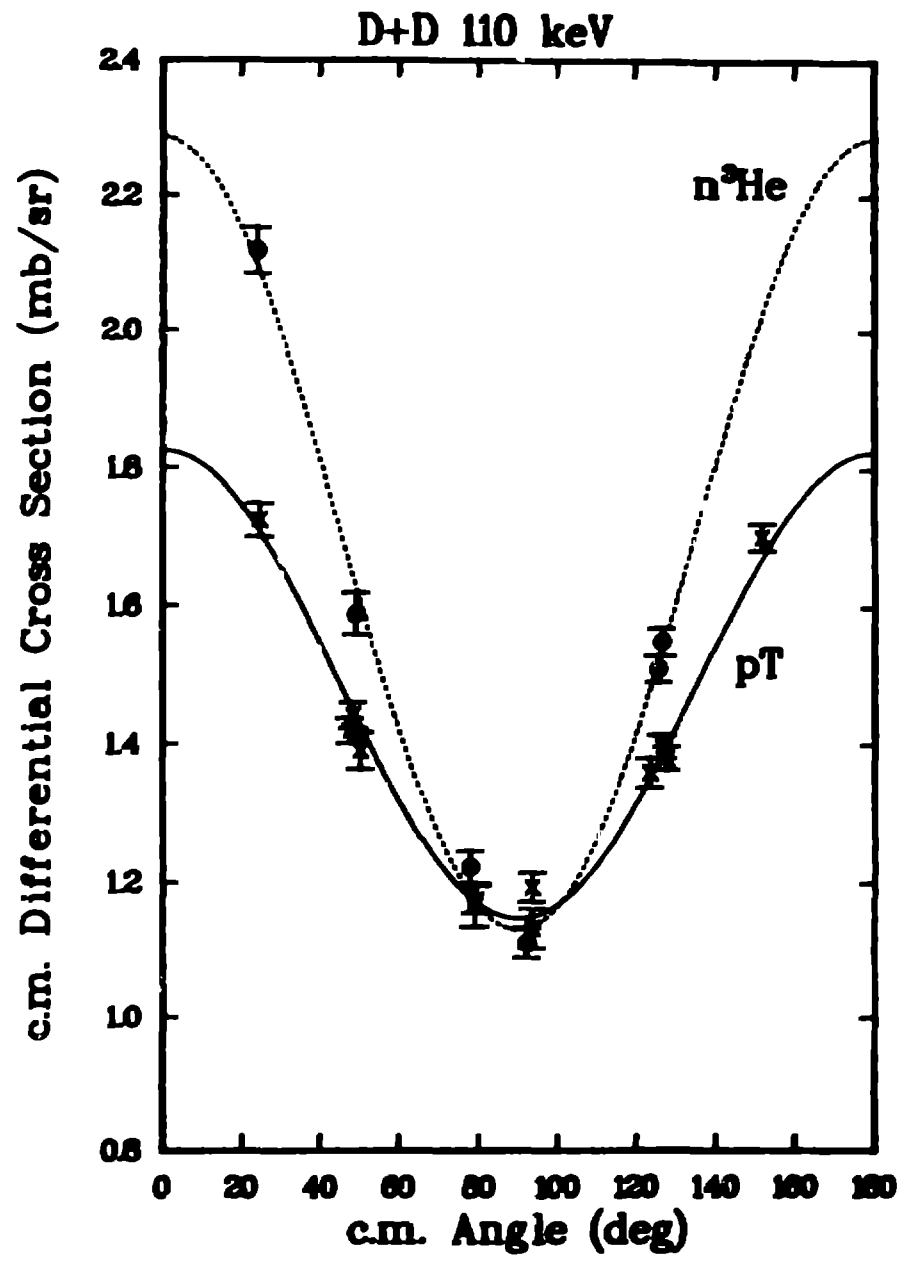
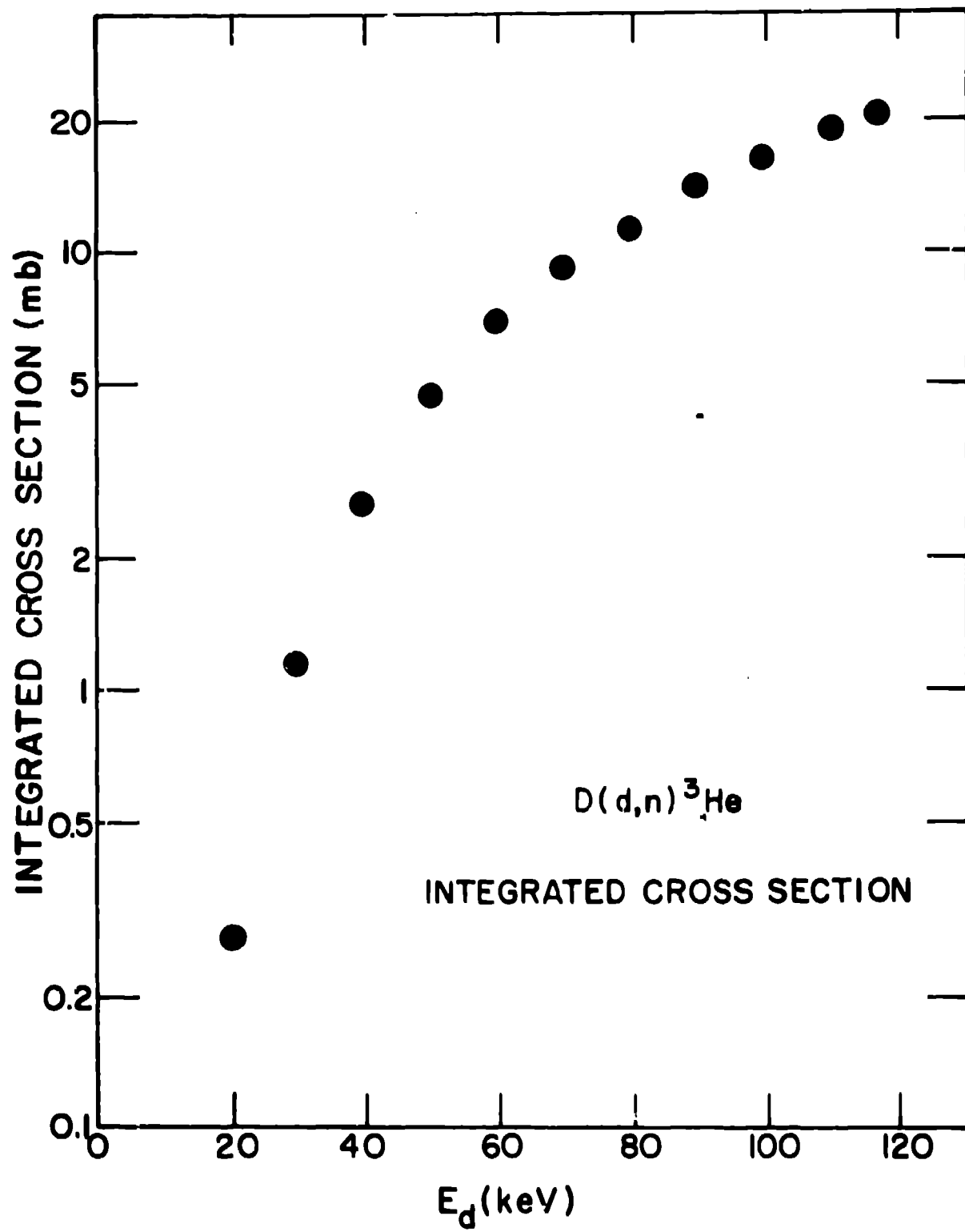
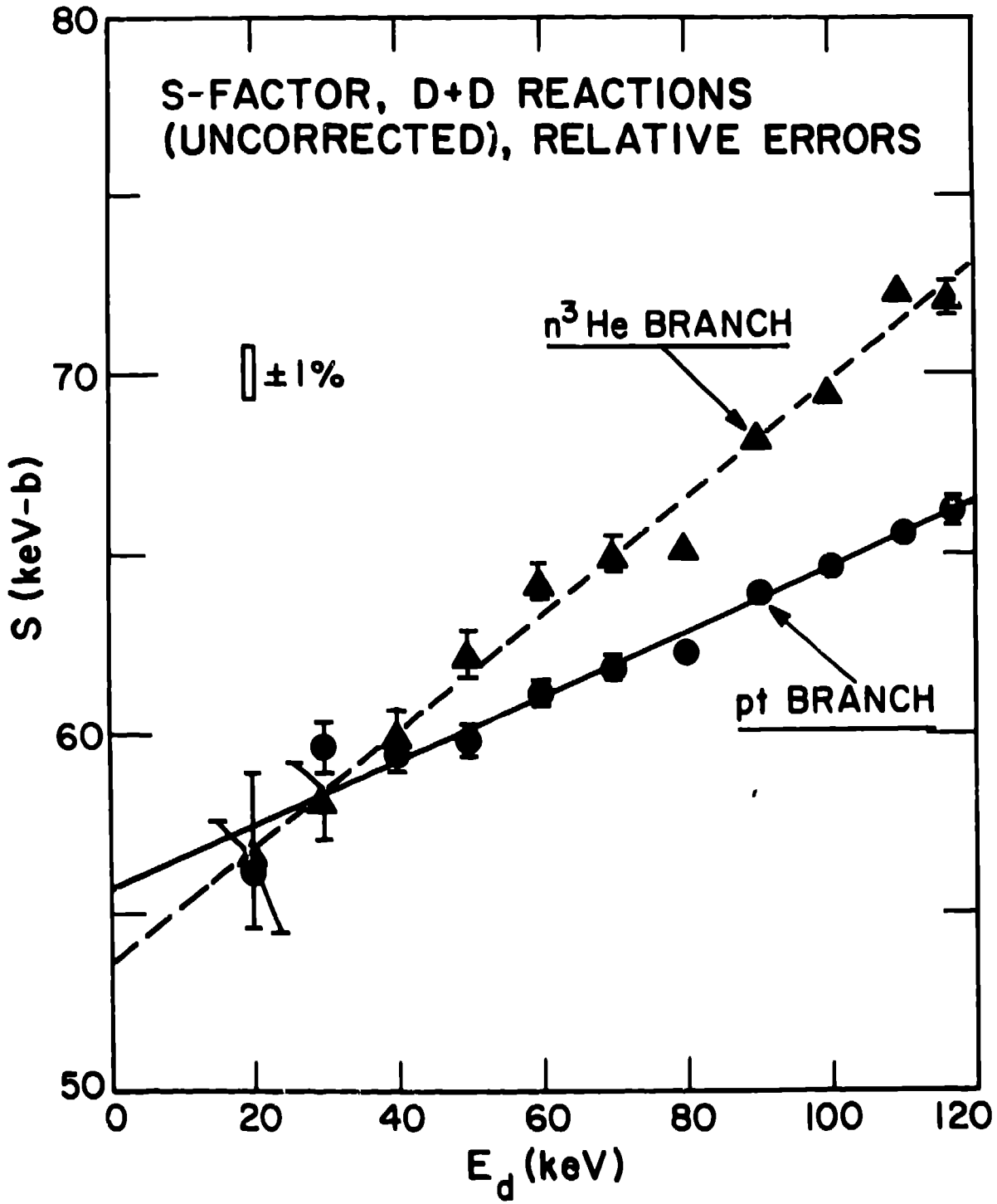




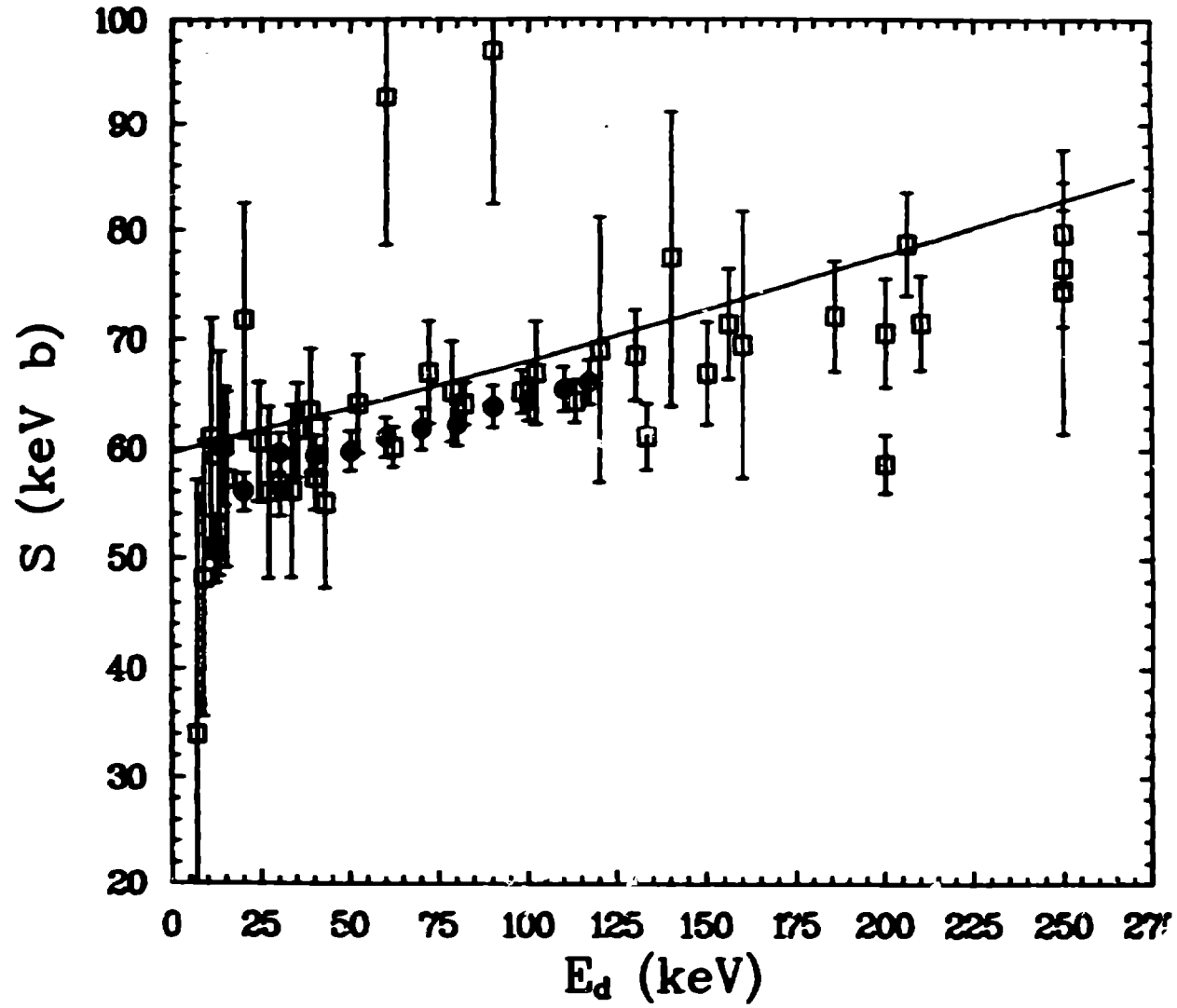
Fig 3



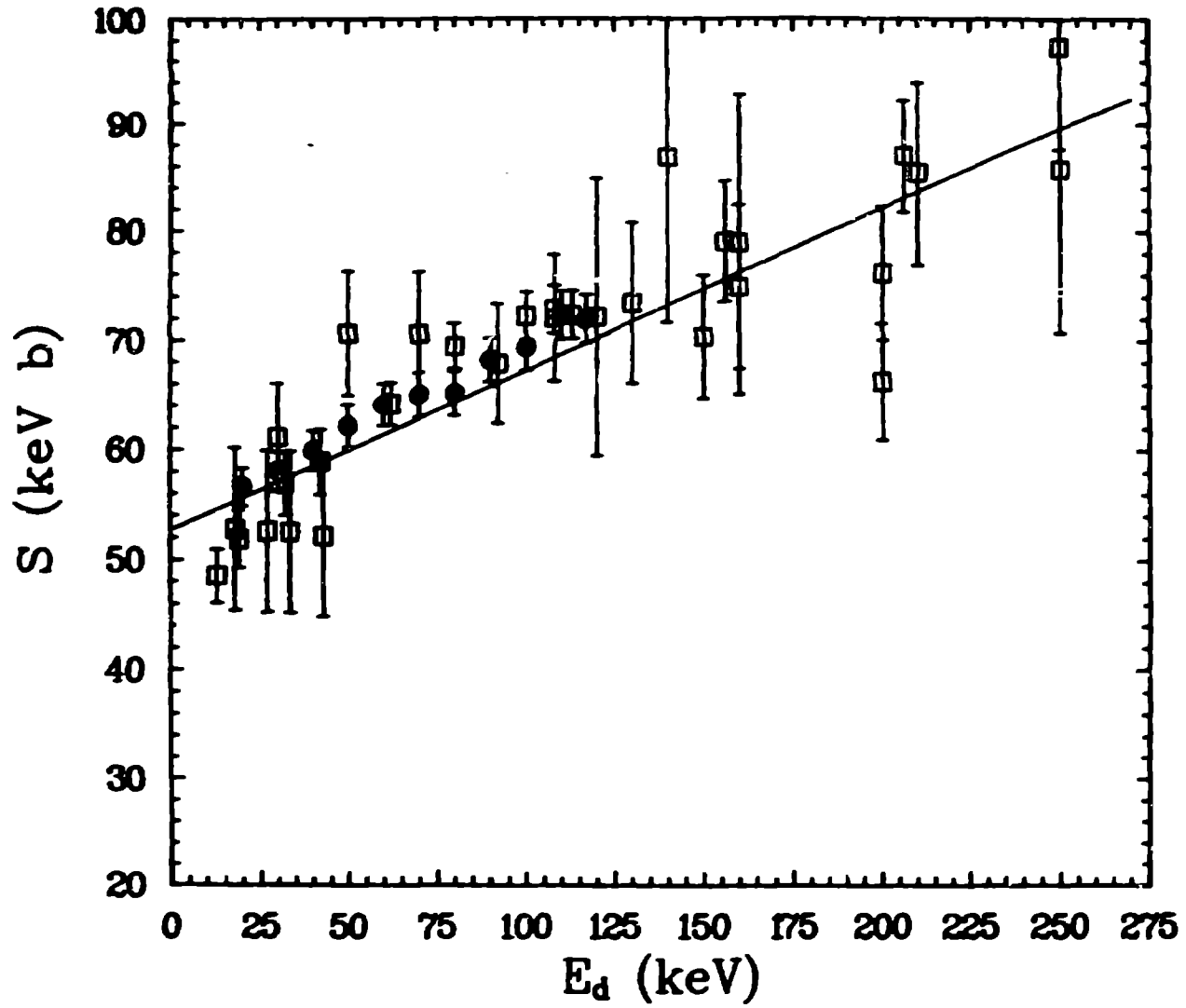


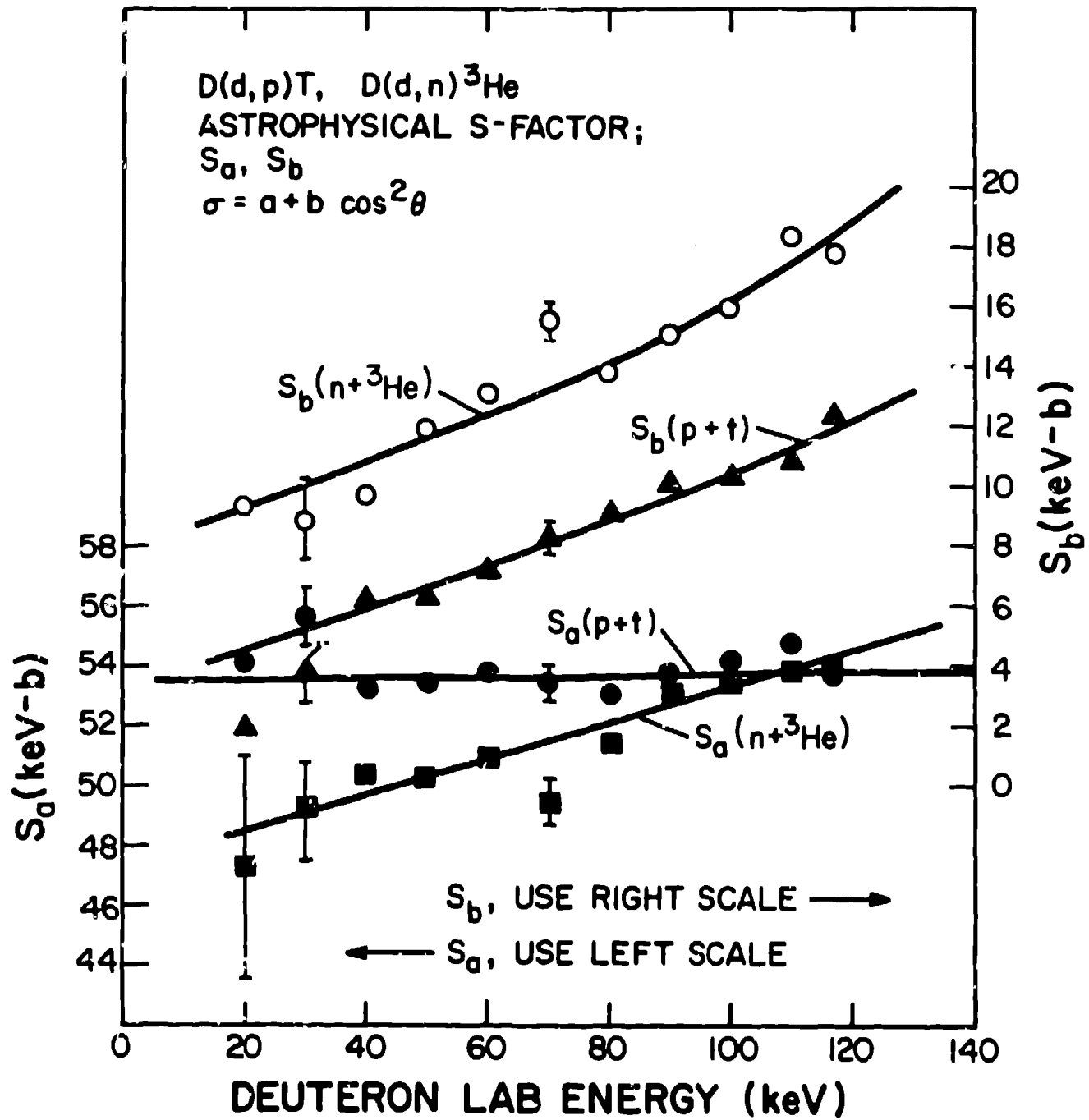


# D(d,p)T



# D(d,n)<sup>3</sup>He





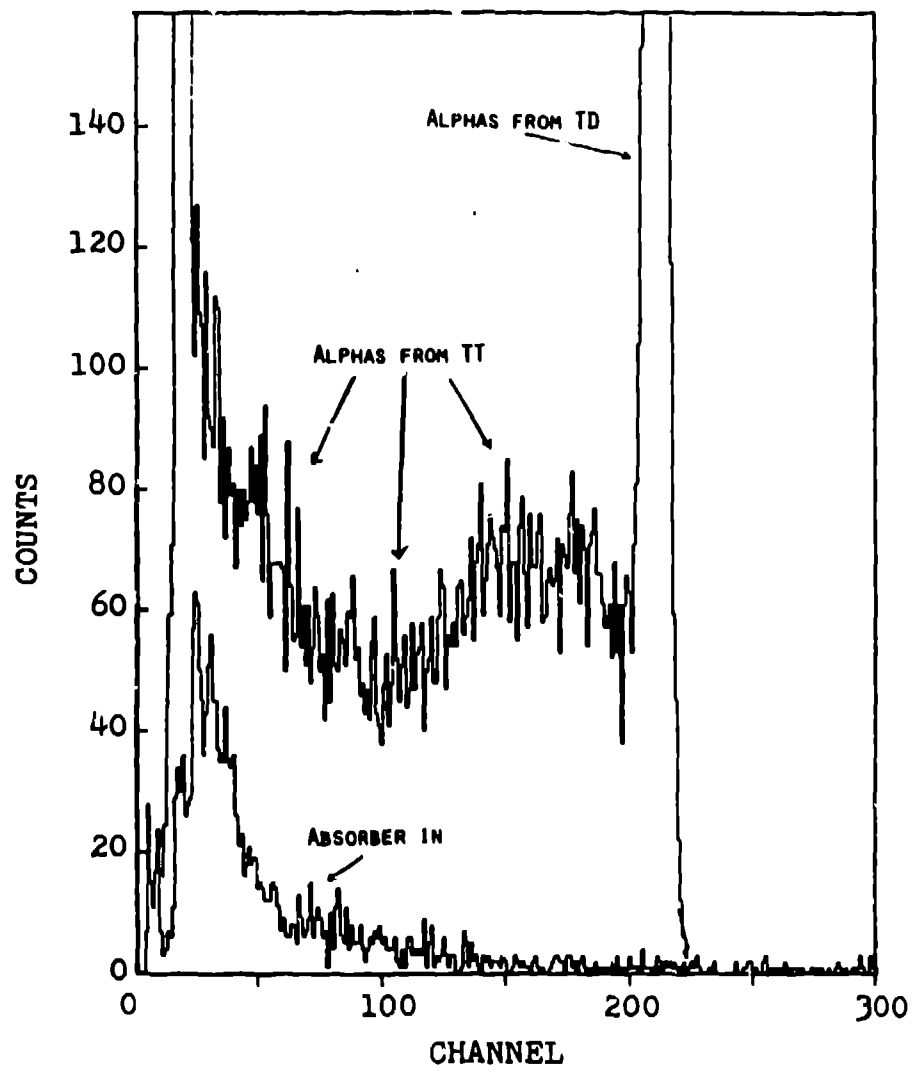


FIG-8

# T(t,α)nn

